



Yorkshire & Humber E-Learning Zone

Getting Started Guide

2011/2012



What is the Yorkshire and Humber E-learning Zone?

Welcome to the Yorkshire and Humber E-Learning Zone. A free e-learning site for the Health and Social Care sector in the Yorkshire and Humber region. This **Free** e-Learning platform provides you with a range of **Social Care** courses which you can access from any computer, either at work or at home. Fully funded by the Yorkshire and Humber Joint Improvement Partnership (JIP), there are over 35,000 licenses available up until September 2012.

Learn at your own pace with self-directed courses that allow you to review material as often as you like. Your progress through a course is automatically bookmarked, so you can return to a module at your own convenience. Once you have completed the final assessment and passed the knowledge portion of a course you may print out a certificate.

To set up your learning account visit: <http://www.learningpool.com/yohrelearning/>
For more guidance please refer to page 5 of this getting started guide.

Content

What is e-learning?	3
What courses are available?	3
How should I go about choosing a course?	5
How do I access the Yorkshire and Humber E-Learning Zone Site?	5
Creating a new E-Learning Zone Account	5
How do I access a course?	8
How do I monitor progress?	13
How do I print of a certificate?	13
Evaluation	14
E-Learning Zone System Requirements	14
Getting help	14

What is e-learning?

E-Learning is the name given to training courses that are accessed electronically. The courses are typically delivered from a website which you login to. Because the website is accessed via the Internet it can be accessed at any time.

The e-Learning courses are not intended to replace the existing classroom training you receive, but enhance the opportunities available to you. There may be times when you need to quickly refresh your memory about a topic or only have a couple of queries which do not require you to attend a full training session or there may be mandatory courses you are required to complete within a set time frame.

What courses are available?

Currently there are five Social Care courses available via the Yorkshire and Humber E-Learning Zone. These include:

Assistive Technology

Course Overview:

This module will introduce you to some key elements of assistive technology and give you an overview of Telecare and Telehealth. You'll also see how appropriate assistive technology can provide solutions for a variety of people requiring support in their own homes.

Typical Learning Time: 40 minutes

Target Audience: The module is suitable for care home staff, domiciliary care workers, registered general, mental and district nurses, general and acute hospital staff, allied health care professionals, social workers, ambulance service staff, community support workers (meals on wheels, transport services) and family carers.

Dementia

Course Overview:

This programme is designed to be accessible to a wide audience and to make learning as enjoyable as possible and so allows users to fully interact with the content and includes video, audio and graphics to make the content come alive. In particular the programme includes a considerable amount of new video footage shot by both the Alzheimer's Society and SCIE where people with dementia and their carers share their views and feelings on camera. The course consists of 7 modules and provides a general introduction to the disease and the experience of living with dementia.

Typical Learning Time: 2 hours

Target Audience: The programme is suitable for care home staff (carers, administrative and managerial staff), domiciliary care workers, registered general, mental and district nurses, general and acute hospital staff, allied health care professionals, social workers, ambulance service staff, community support workers (meals on wheels, transport services) and family carers.

[Carer Awareness](#)

Course Overview:

This course consists of 2 modules about raising awareness of carers and carer issues.

Module 1 specifically looks at: Who is a Carer, The challenges carers face and the impact of caring, How carers can be best supported by you, Where you can find information, advice and support on carers issues.

Module 2 focuses on more in depth knowledge of carers and how to support carers.

Typical Learning Time: 30 minutes

Target Audience: This course is aimed at raising the awareness of the role of the carer, and the support available to them. It can be taken by carers themselves, or anyone else interested in this issue.

[Building Community Capacity](#)

Course Overview:

This module will help you understand the role of Building Community Capacity in the transformation of adult social care. It explores the background and drivers for Building Community Capacity, identifies who is involved and will help you locate resources you can use to achieve the "goldstandard" vision for Building Community Capacity.

Typical Learning Time: 40 minutes

Target Audience: This course is aimed at care home staff and domiciliary care workers.

[End of Life](#)

Course Overview:

End of Life eLearning is being provided in partnership with Department of Health. e-End of Life Care for all is a free and innovative e-learning resource that aims to enhance the training and knowledge of all those involved in delivering end-of-life care.

Please note access is available to all members/employees of organisations registered with Skills for Care for the NMDS-SC (National Minimum Data Set – Social Care). Most Organisations in Social Care are registered and have a user registration code which will enable all of their members/employees to self register for access to the eLearning

Typical Learning Time: Approximately 150 sessions available - 20 Minutes per session

Target Audience: All those involved in delivering end-of-life care

How should I go about choosing a course?

Usually you should discuss the courses that will most benefit your personal development and those that meet your performance management objectives with your line manager.

How do I access the Yorkshire and Humber E-Learning Zone Site?

You can do this from any computer as long as it has internet access. First double click on your web browser icon this could be Firefox or Internet Explorer. You must then type: <http://www.learningpool.com/yohrelearning/> into the address bar.

Creating a new Learning Pool Account

To access the Yorkshire and Humber Learning Pool you must be logged in. If you do not have a Learning Pool account you can create one quickly and easily by following the below guidance.

You are not logged in. (Login)

Yorkshire & Humber
Yorkshire and Humber Learning Platform
brought to you in partnership with
the Deputy Regional Director

North Yorkshire County Council

Alerts: [If you are a new user click on Create New Account](#)

Home

Welcome to the Yorkshire & Humber e-Learning Zone

Telecare

End of Life Care

Dementia

Community Capacity Building

Carer Awareness

Login

Username

Password

Remember username

Login

[Create new account](#)

[Lost password?](#)

1. Click on 'Create new account'

Home ► Login ► New account

CHOOSE YOUR USERNAME AND PASSWORD

Username*

Password* Unmask

MORE DETAILS

Email address*

Email (again)*

First name*

Surname*

OTHER FIELDS

If you chose Other please select your organisation type.

DIRECTORATE / DEPARTMENT / SUB-DEPARTMENT

Hierarchy*

2. Enter a 'Username and Password'.

3. Enter an active email address. A confirmation email will be sent to your email address with instructions on how to activate your new account.

Home ► Login ► New account

CHOOSE YOUR USERNAME AND PASSWORD

Username*

Password* Unmask

MORE DETAILS

Email address*

Email (again)*

First name*

Surname*

OTHER FIELDS

If you chose Other please select your organisation type.

DIRECTORATE / DEPARTMENT / SUB-DEPARTMENT

Hierarchy*

4. Enter First Name and Surname.

5. Select your Local Authority area.

Home ▶ Login ▶ New account

CHOOSE YOUR USERNAME AND PASSWORD

Username*

Password* Unmask

MORE DETAILS

Email address*

Email (again)*

First name*

Surname*

OTHER FIELDS

If you chose Other please select your organisation type.

DIRECTORATE / DEPARTMENT / SUB-DEPARTMENT

Hierarchy*

6. Select if you are Local Authority Staff or Other.

7. Once you have completed all the require fields, Click 'Create my new account'. **Support** will then send a web address to your registered email account. To activate your account you must click on this web address.

How do I access a course?

You are not logged in. ([Login](#))

Yorkshire & Humber
Yorkshire and Humber Learning Platform
brought to you in partnership with
the Deputy Regional Director

North Yorkshire County Council

Alerts: [If you are a new user click on Create New Account](#)

Home

Welcome to the Yorkshire & Humber e-Learning Zone

Telecare

End of Life Care

Dementia

Community Capacity Building

Carer Awareness

Login

Username

Password

Remember username

Login

[Create new account](#)

[Lost password?](#)

To access a particular course simply click on the course title from the Learning Pool Homepage. Depending on which course this will take you to either the Topic Outline page as shown on page 9 or the Enrolment Options page as shown on page 10.

The **Topic Outline** Page provides you with all the information relevant to that course. A course will include a number of modules, typically; a piece of e-learning, a resources section, a quiz and an Evaluation Form. You can work through these modules in any order.

To ensure you are registered as having completed a course, you **must** complete the piece of e-learning and any other modules within the course.

Navigation

- Home
 - My home
 - Site pages
 - My profile
- My courses
 - Telecare
 - Participants
 - Topic 1
 - Topic 2
 - Topic 3
 - Module 1: Dementia
 - Module 2: Dementia
 - End of Life Care Homepage
 - Building Community Capacity
 - Carer Awareness Homepage

Settings

- My profile settings

Topic outline

Telecare

Welcome to this Telecare module.

This module will introduce you to some key elements of assistive technology and give you an overview of Telecare and Telehealth. You'll also see how appropriate assistive technology can provide solutions for a variety of people requiring support in their own homes.

- elearning**
Click on the link below to launch the module
[e-Learning Module](#)
- evaluation**
Click on the link below to complete the evaluation
[Evaluation](#)
- Certificate**

Support?

Do you need some technical help?

If so call Learning Pool on 0845 543 6033 or email support@learningpool.com

Course Description / Topic Outline

Navigation

- Home
 - My home
 - Site pages
 - My profile
- My courses
 - Telecare
 - Participants
 - Topic 1
 - Topic 2
 - Topic 3
 - Module 1: Dementia
 - Module 2: Dementia
 - End of Life Care Homepage
 - Building Community Capacity
 - Carer Awareness Homepage

Settings

- My profile settings

Topic outline

Telecare

Welcome to this Telecare module.

This module will introduce you to some key elements of assistive technology and give you an overview of Telecare and Telehealth. You'll also see how appropriate assistive technology can provide solutions for a variety of people requiring support in their own homes.

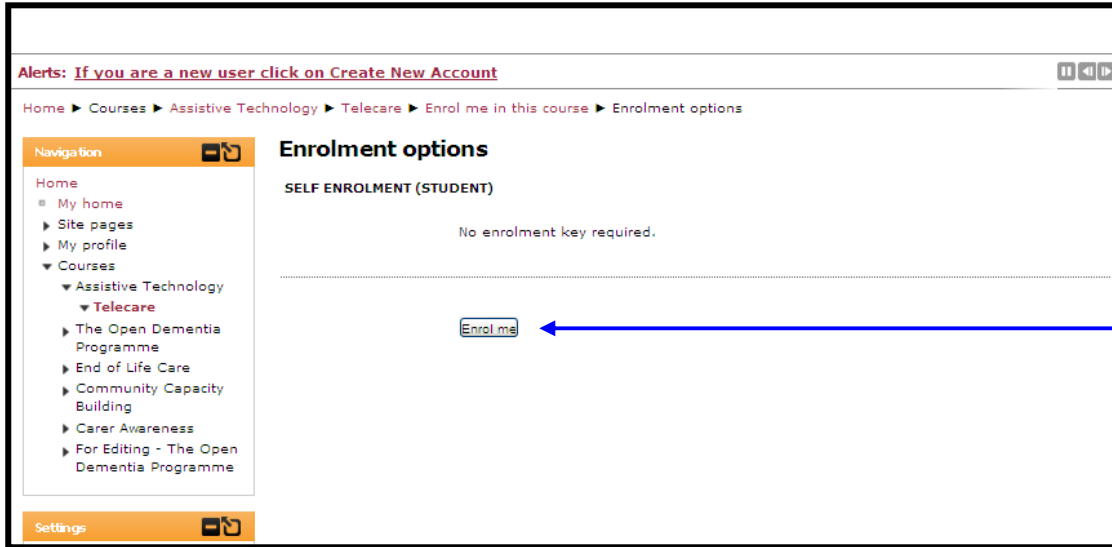
- elearning**
Click on the link below to launch the module
[e-Learning Module](#)
- evaluation**
Click on the link below to complete the evaluation
[Evaluation](#)
- Certificate**

Support?

Do you need some technical help?

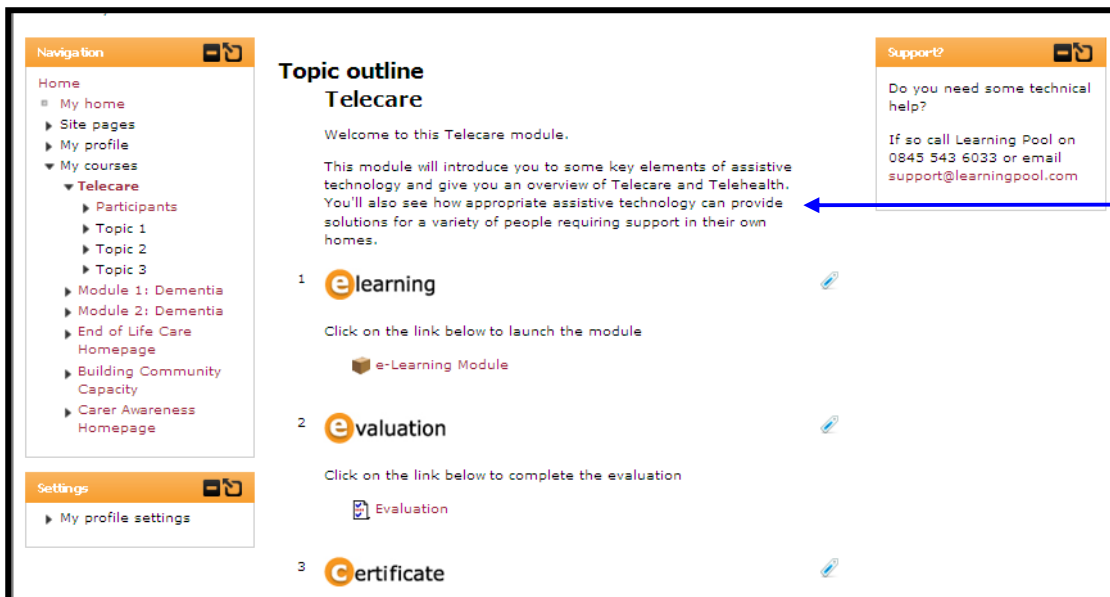
If so call Learning Pool on 0845 543 6033 or email support@learningpool.com

To launch the module click on the following link



Click 'Enrol me' to continue.

Once you have clicked 'Enrol me' to confirm your enrolment, there will be a brief description of the course module.



Module description

Navigation

- Home
- My home
- Site pages
- My profile
- My courses
 - Telecare
 - Participants
 - Topic 1
 - Topic 2
 - Topic 3
 - Module 1: Dementia
 - Module 2: Dementia
 - End of Life Care Homepage
 - Building Community Capacity
 - Carer Awareness Homepage

Settings

- My profile settings

Support?

Do you need some technical help?

If so call Learning Pool on 0845 543 6033 or email support@learningpool.com

Topic outline

Telecare

Welcome to this Telecare module.

This module will introduce you to some key elements of assistive technology and give you an overview of Telecare and Telehealth. You'll also see how appropriate assistive technology can provide solutions for a variety of people requiring support in their own homes.

- eLearning**

Click on the link below to launch the module

[e-Learning Module](#)
- eEvaluation**

Click on the link below to complete the evaluation

[Evaluation](#)
- Certificate**

Click on the following link to launch the module.

Module 1: Dementia: e-Learning Module - Learning Pool - Windows Internet Explorer

http://www.learningpool.com/yohrelearning/mod/scorm/player.php?a=251&scoid=841

File Edit View Favorites Tools Help

Pop-up blocked. To see this pop-up or additional options click here...

You are logged in as Michael

Yorkshire & Humber
Yorkshire and Humber Learning Platform
brought to you in partnership with the Deputy Regional Director

Home | **FAQS**

My Home Page » The Open Dementia Programme » Module 1: Dementia » e-Learning Module

Please disable your popup blocker, or add www.learningpool.com to the exceptions list. Contact your IT support team for further details or assistance with accomplishing this.

Contents

- SCIE Dementia: Module One
 - SCIE Dementia: Module One

If you've not already done so you may need to disable your popup blocker, or add www.learningpool.com to the exception list. The easiest way to do this is to move the cursor to the Pop-up blocked message at the top of the screen, right hand click the mouse and select 'Always allow Pop-ups from this site'.

Once you have accepted the Pop-ups from the site, the course should launch automatically.

SCIE Dementia: Module One - Windows Internet Explorer
http://www.learningpool.com/yohrelearning/file.php/108/moddata/scorm/251/index.htm

The Open Dementia Programme

Module 1: What dementia is and what it isn't

Estimated time required: 20 minutes

Welcome to the first module of the Open Dementia e-Learning Programme. We hope that you find it useful and enjoyable.

Use the **Forward, Back** and **Home** buttons to navigate the module.

Rollover the section headings to find out more, then click your chosen section to begin.

- Section 1: Introduction
The authors give an overview of the module.
- Section 2: Views of dementia
- Section 3: Fact or fiction?
- Section 4: Symptoms of dementia
- Self-assessment

Exit Print Glossary Help Credits

Estimated time required.

Rollover the section headings to find out more, then click your chosen section to begin.

Credits

Exit

Print

Glossary

Request Help

The Open Dementia Programme

Module 1: What dementia is and what it isn't

Estimated time required: 20 minutes

Section 1: Introduction

Hello and welcome to module one, entitled 'What dementia is and what it isn't'.

Dementia is receiving an increased amount of coverage in the media and in this module we will explore some common misconceptions to help you establish a more accurate understanding of the word 'dementia'.

We will also look at the recent history of views about dementia and dementia care, to better understand present day approaches to work with people with dementia.

Finally we will explore some key facts about dementia and look at why and how certain difficulties may arise.

Home Print Glossary Help Credits Page 1 of 2

Module description

Click the forward arrow to navigate your way through the module.

How do I monitor progress?

As you work through each course you will be able to see how many courses are complete, incomplete or not attempted. Please refer to the Learning Pool Home Page.

My Course Progress



How do I print of a certificate?

Once you have completed the final assessment and passed the knowledge portion of the course you will be able to print out a certificate. **Please note you must successfully pass all elements to receive a certificate.**

Finally we will explore some key facts about dementia and look at why and how certain difficulties may arise.

- elearning**
Click on the link below to launch the module
[e-Learning Module](#)
- evaluation**
Click on the link below to complete the evaluation
[Evaluation](#)
- Certificate**
Click on the link below to get your certificate of completion
[Certificate of Completion](#)

Other Dementia Course:

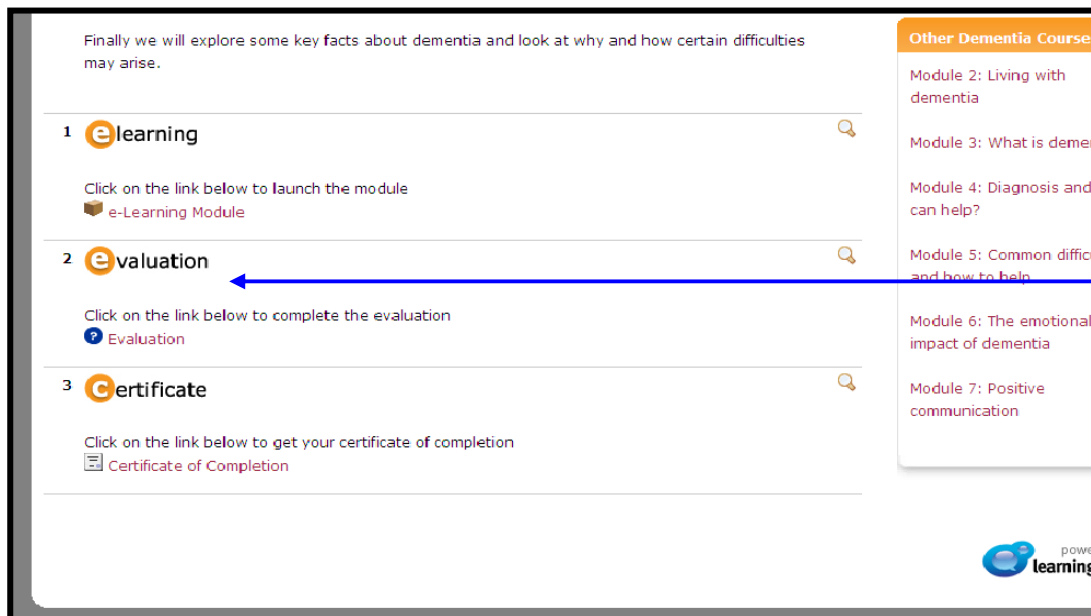
- Module 2: Living with dementia
- Module 3: What is dementia
- Module 4: Diagnosis and how to help?
- Module 5: Common difficulties and how to help
- Module 6: The emotional impact of dementia
- Module 7: Positive communication

power learning

To print out a certificate, you must click on the certificate heading located on the Topic Outline page.

Evaluation

The Evaluation Form is an important part of providing Learning Pool with your feedback, both on using the E-Learning platform as well as course content. The completion of the evaluation form is not compulsory though your feedback is extremely valued and will help Learning Pool to improve future courses.



Finally we will explore some key facts about dementia and look at why and how certain difficulties may arise.

- elearning**
Click on the link below to launch the module
e-Learning Module
- evaluation**
Click on the link below to complete the evaluation
Evaluation
- Certificate**
Click on the link below to get your certificate of completion
Certificate of Completion

Other Dementia Course:

- Module 2: Living with dementia
- Module 3: What is dementia
- Module 4: Diagnosis and can help?
- Module 5: Common difficulties and how to help
- Module 6: The emotional impact of dementia
- Module 7: Positive communication

powered by **learning**

To complete an evaluation form you must click on the evaluation heading located on the module description page.

E-Learning Zone System Requirements

Some of the courses require Adobe Flash player to play the content. You can check whether you have the latest version, or download the correct version by [clicking here](http://www.adobe.com/products/flashplayer.html) or alternatively enter the <http://www.adobe.com/products/flashplayer.html> into your address bar.

All courses within the Learning Pool site open in a new window, so pop-ups will need to be enabled. If you have not already done this, go to the Browser menu bar and click Tools. Scroll down to Pop-up Blocker and select 'Turn Off Pop-up Blocker'.

Getting help

If you are having problems running or accessing any of the content, please contact support@learningpool.com or 0845 543 6033